

# St. Louis Community School



## Induction for 1<sup>st</sup> Year Parents



# Preparing for Post Primary School School Uniform

## Boys

- Grey uniform shirt.
- Wine uniform round neck jumper with crest.
- Dark grey uniform trousers.
- **Black shoes or runners without coloured branding.**

# School Uniform

## Girls

- Navy v neck jumper with crest
- Cream, cotton, uniform blouse worn with collar turned down.
- Knee-length, pleated, check uniform skirt or navy uniform trousers.
- Plain (not embellished), flat, completely black shoes.

- No school jacket
- Books - Ms. Maloney
- School bag - good quality - waterproof
- lunchbox
- Lock for locker - Diamonds Hardware, Kiltimagh.
- Label EVERYTHING
- Nervous - walk around the school
- Special time - enjoy it

## PE Class



- When your son or daughter has their PE class, they bring in their own PE gear and they change into it in the changing rooms.
- We do not have a PE uniform.
- Please ensure all items of clothing and footwear are clearly labelled.

**First Day**  
**Tuesday 27<sup>th</sup> August**

## Opening Times



- St. Louis Community School welcomes students from 8.00am.
- Breakfast is served from 8.15am to 8.55am and it is free of charge.
  - Tea and toast
  - Orange juice
  - Cereal



## First Day in St. Louis Tuesday 27<sup>th</sup> August. 9am

- The first day commences with a welcome ceremony, which lasts about 20 minutes.
- Parents / guardians are invited to attend with their son / daughter.
- After the ceremony, light refreshments are served to the parents / guardians.
- The students will attend an assembly.





Assembly - the schedule for the day, and we will answer any questions they may have. The students will then be divided into the various class groups.

When they go to class, they will get a homework journal and their teacher will explain how to use it.


They will receive their timetable, which will also be explained in detail.



- Later in the day the students will be assigned a locker and they will receive all the books they need for the year.
- The Prefects will help the students to sort out the books for all the different subjects and they will help them to organise them in their locker.
- We will be taking your child's photo at some stage during the first day, this will be used to identify him / her on the school administration system.
- The students will get a tour of the school and if time permits, they will get to take part in a treasure hunt.

## Materials Required for the First Day in St. Louis.

- School bag
- Copy
- Biro
- Snack for break time or €2.00 for the canteen
- Lunch for lunch time or €3.50 for the canteen.



# Sample Timetable

	Mon	Tue	Wed	Thu	Fri
08:35 - 09:00					
09:00 - 10:00	<b>Irish</b> 3Iri-2.1 2-116 Mairéad Garvin	<b>History</b> 3His-A 2-117 Una Fleming	<b>Visual Art</b> 3VArt-8.3 Art Rm Aideen Ueno	<b>Visual Art</b> 3VArt-8.3 Art Rm Aideen Ueno	<b>Religious Education (JC Exam)</b> 3Rel-A 2-113 Niamh Callaghan
10:00 - 11:00	<b>Music</b> 3Mus-4.5 2-209 Laura Morrison	<b>Irish</b> 3Iri-2.1 2-116 Mairéad Garvin	<b>Social, Personal and Health Education</b> 3SPHE-A 2-117 Elaine Duffy	<b>French</b> 3Fra-6.4 2-206 Ruth McNamara	<b>History</b> 3His-A 2-117 Una Fleming
11:00 - 11:20					
11:20 - 12:20	<b>Civic, Social &amp; Political Educ.</b> 3CSPE-A 4-228 Margaret Monaghan	<b>Music</b> 3Mus-4.5 2-209 Laura Morrison	<b>Home Economics</b> 3HmEc-7.2 3-127 Nuala Whelan	<b>Mathematics</b> 3Mat-1.5 2-08 Tony Duffy	<b>Science (JC)</b> 3Sci-5.3 3-121 Tony Duffy
12:20 - 13:20	<b>English</b> 3Eng-3.2 2-07 Lisa Doorly	<b>Religious Education (JC Exam)</b> 3Rel-A 2-113 Niamh Callaghan	<b>Physical Education</b> 3PE-A GYM B Michaela Walsh	<b>Irish</b> 3Iri-2.1 2-116 Mairéad Garvin	<b>Mathematics</b> 3Mat-1.5 3-316 Tony Duffy
13:20 - 14:00					
14:00 - 15:00	<b>Science (JC)</b> 3Sci-5.3 3-121 Tony Duffy	<b>Mathematics</b> 3Mat-1.5 2-03 Tony Duffy	<b>Computing</b> 3Com-A 3-316 Elaine Duffy	<b>Home Economics</b> 3HmEc-7.2 3-127 Nuala Whelan	
15:00 - 16:00	<b>French</b> 3Fre-6.4 2-206 Ruth McNamara	<b>Physical Education</b> 3PE-A GYM B Michaela Walsh	<b>English</b> 3Eng-3.2 2-07 Lisa Doorly	<b>English</b> 3Eng-3.2 2-07 Lisa Doorly	

## BBBS



Our First year students get to take part in the Big Brother Big Sister programme, for one hour every Thursday morning.

Three first year students will be assigned to one fifth year student and the aim of the programme is to help your child to develop friendships and to settle into their new school.

During the BBBS class, the students get to enjoy lots of fun activities including jiving lessons, balloon modelling, boxercise, treasure hunts, wellbeing activities, photography lessons, Frenchic classes, problem solving challenges, first aid and team building exercises. (€40.00)

All of our students really enjoy the BBBS programme, and they look forward to it every Thursday morning.



Time	Class
9.00 - 10.00am	Class 1
10.00 - 11.00am	Class 2
11.00-11.20am	Break time
11.20 - 12.20pm	Class 3
12.20 - 1.20pm	Class 4
1.20-2.00pm	Lunch time
2.00 - 3.00pm	Class 5
3.00-4.00pm	Class 6

## School Day

These are the class times for Monday to Thursday.

School finishes at 1.20pm every Friday.

## Best Practice

- Be organised - check the journal, school bag
- Help with the homework
- Sign the journal
- Check Vsware
- Check in

## Subjects

All students study the following **core** subjects  
Irish\*, English, Maths, Religion, History, SPHE, CSPE, PE, ICT.

All students choose **five** of the following optional subjects  
Home Economics, Music, Art, Geography, Wood Technology, Engineering,  
Business, French, Spanish, Technology, Science, Graphics

- Unless they have an Irish exemption



## Changing Subjects

If your son or daughter wants to change their optional subjects, please take the following steps;

- The student must make an appointment with Ms. Ruane, she will check the class sizes and see if there is a space available, then she will discuss the implications of the subject change.
- The student must bring in a note from their parents or guardians, granting permission to change subject and present it to the DP, who will make the change on VSware.
- She will also inform the relevant subject teachers and the Book Rental coordinator.



## Homework

- When the students are going home, they should bring home all the books for the subjects in which they have been assigned homework.
- They may not get homework in all of the subjects, as we try to ease them in gently with the homework.
- It is very important that the students record all of their homework in their homework journal.



## Homework Journals

- Students are asked to have their School Journals with them for every class period to record their homework.
- Parents are asked to check that their son / daughter is completing their homework and to sign the Homework Journal.
- The School Journal is to be used only for the recording of homework, and communication between parents/guardians and the school.

We ask students to keep their journals in good condition and free from graffiti.

## After School Homework Club



The Homework Club starts at 4.15pm and finishes at 5.30pm Monday to Thursday.

Some of the kind ladies in the Homework Club will help your son or daughter to complete their homework and they will get free fruit and a drink.

It is supervised by our team of Special Needs Assistants.

If you would like your son or daughter to avail of this facility, please email [florence.devane@stlouiscs.com](mailto:florence.devane@stlouiscs.com)


Places are limited.

## After School Evening Study

Evening Study is available to all students from 4.20pm to 6.20pm, Monday to Thursday and 2.00pm to 4.00pm on Friday.

This is a quiet, study facility, students do not get help with their work.

There are costs involved in attending Evening Study.





## Assessments

Students will have two sets of formal assessments at Christmas and the end of the year, they will also have various class tests throughout the year.

## Reports.

All student assessment reports will be available on VSware under the Assessment tab.

If you have any difficulty accessing these reports, please contact the school office on 094 93 81228

## School Bags



Schoolbags are extremely heavy in secondary school, if students don't use their lockers wisely.

All of our classes are one hour in duration, so the students have a maximum of six subjects in a day. When they come into school in the morning, they should go to your locker and put all of their books into it, except the books that are required for the first two classes.

At break time students should put the books from the first two classes into their locker and take out the books for the next two classes. After they have eaten their lunch, they should put the books they had for classes 3 and 4 into their locker and take out the books they require for the last two classes.

# Attendance

- All absences must be accounted for
- Explanations via the school app
- 20 days Educational Welfare Officer

[aideen.ueno@stlouiscs.com](mailto:aideen.ueno@stlouiscs.com)

- Parent's email address

## Procedures for Students Arriving Late or Leaving Early

If a student arrives late in to school, the parent must submit a late note on the school app.

Upon arrival at school, the student must sign in at the main office to have the lateness approved.

This rule is to ensure our students are kept safe at all times.

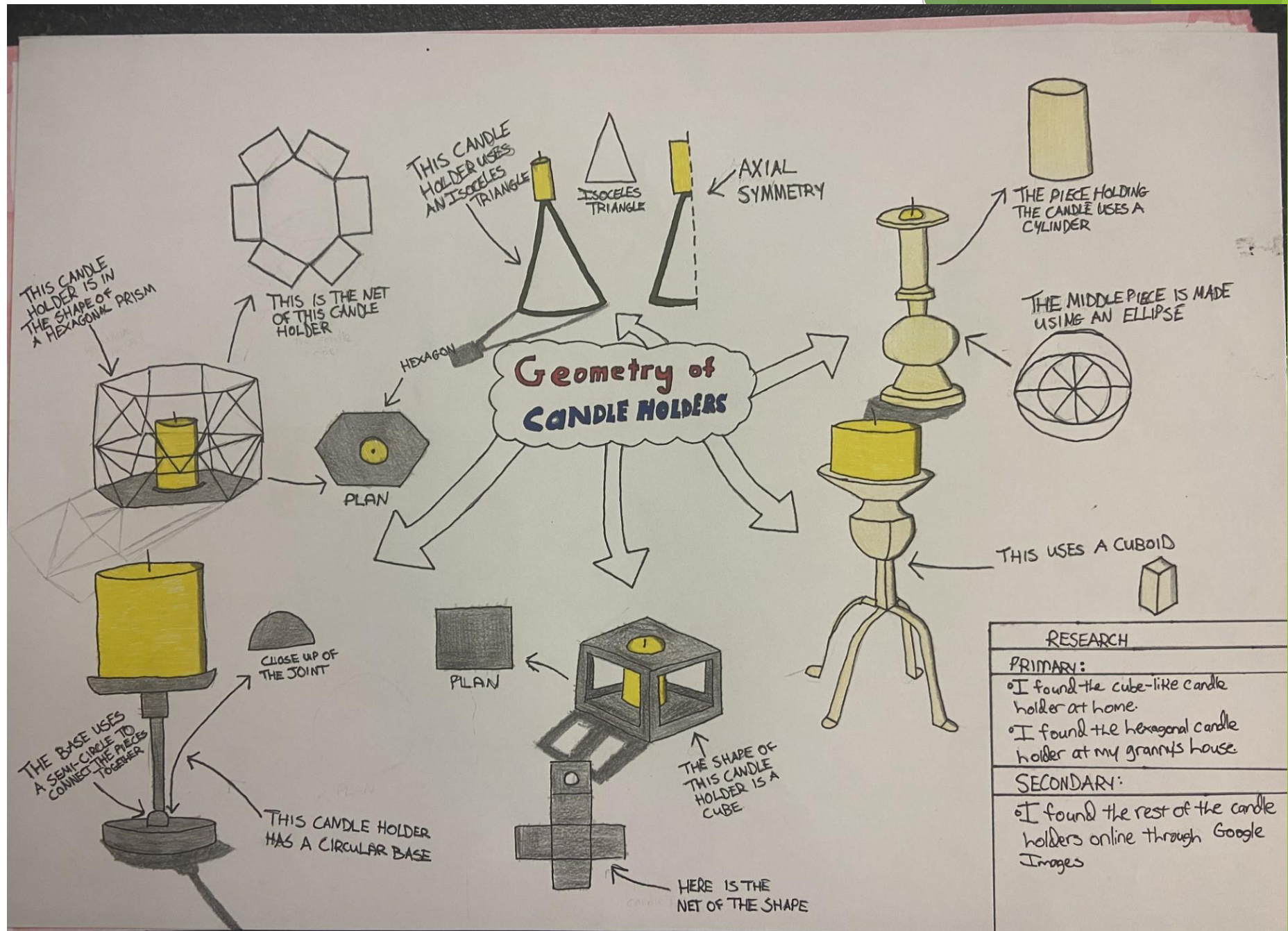


## If your Child feels Sick in school


- If your child feels sick and they really cannot stay in school, they tell their class teacher that they don't feel well, and they want to go home.
- They gather their belongings, go to the school office and tell Rena or Imelda that they want to go home. They will ring a parent or guardian to collect them.
- The student's contact numbers are available on our school administration system.
- A student cannot leave the school without their parents or guardians permission, so you must come into the school office to collect your child.

# Junior Cycle


## Classroom Based Assessments



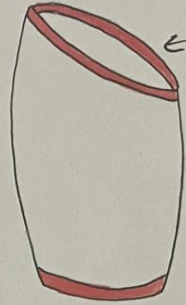
# Geometry In Candle Holders



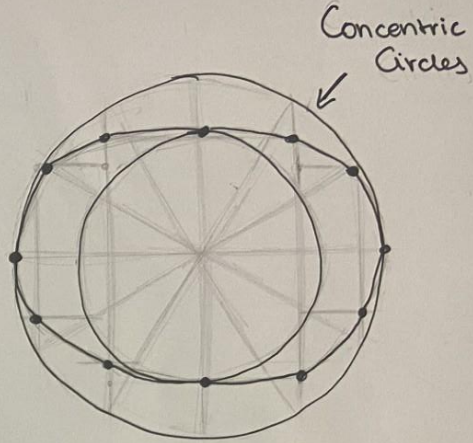

Parabola



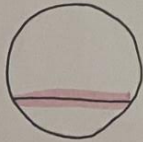
Division of A line



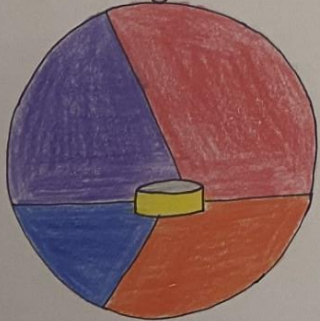
Elips



Chord



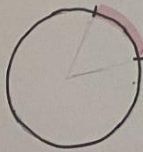
External Circles in Contact



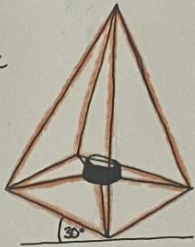
Sector



arc

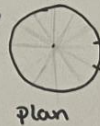


Isometric

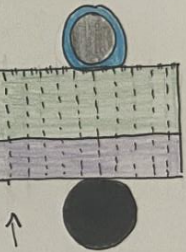


60°

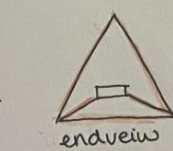
30°



plan



Developments



end view



elevation

Orthographic projection



plan



Axial Symmetry



Research  
 Primary - Home  
 - Shops  
 ↳ TK Masc  
 Secondary - Online  
 ↳ Houzz.it

## Junior Cycle

- Timeframe -calendar
- App
- Junior Cycle results - SEC
- CBA - JCPA
- Other areas of wellbeing - link



**State Certified Final Examination**

<b>Irish L2 (H)</b>	Merit
<b>English (H)</b>	Merit
<b>Mathematics (H)</b>	Merit
<b>History (C)</b>	Merit
<b>Geography (C)</b>	Higher Merit
<b>Spanish (C)</b>	Higher Merit
<b>Business Studies (C)</b>	Higher Merit
<b>Home Economics (C)</b>	Higher Merit
<b>Science (C)</b>	Higher Merit
<b>Religious Education (C)</b>	Higher Merit

**Classroom-Based Assessments - Subjects**

<b>Irish L2</b>	Language Portfolio	Not Reported
	Communicative task	In Line with Expectations
<b>English</b>	Oral Communication	Above Expectations
	The Collection of the Student Texts	Not Reported
<b>Mathematics</b>	Mathematical Investigation	In Line with Expectations
	Statistical Investigation	Not Reported
<b>History</b>	The Past in My Place	In Line with Expectations
	A Life in Time	Not Reported
<b>Geography</b>	Geography in the news	In Line with Expectations
	My geography	Not Reported
<b>Spanish</b>	Oral Communication	Above Expectations
	The Student Language Portfolio	Not Reported
<b>Business Studies</b>	Business in action	In Line with Expectations
	Presentation	Not Reported
<b>Home Economics</b>	Creative Textiles	Above Expectations
	Food Literacy Skills Brief	In Line with Expectations
<b>Science</b>	Extended Experimental Investigation	Above Expectations
	Science in Society/Investigation	Not Reported
<b>Religious Education</b>	A Person of Commitment	Exceptional
	The human search for meaning	Not Reported

**Other Areas of Learning** ?

Caoimhe volunteered at Enrolment Night for incoming 1st Years. This developed her planning and management skills.

Caoimhe was a member of the first Library Committee in the school. This enhanced her organisational and teamwork skills.

Caoimhe was involved in the annual Carol Service. This enhanced her teamwork and communication skills and showcased her musical talents and collaborative spirit.

**Classroom-Based Assessments - Short Courses**

**Wellbeing**

**Other Areas of Wellbeing** ?

Caoimhe participated in a comprehensive Wellbeing Programme, which offered opportunities to improve her physical, mental, social, and emotional health. The Programme integrated key components such as CSPE, SPHE, and PE, focusing on vital life skills. Additionally, modules in Internet Safety, Mindfulness, and Music Therapy emphasised self-responsibility, self-awareness, and self-expression as essential values for the future.

# Book Scheme

- ▶ All books provided by the school as we are receiving funding from the government.
- ▶ There will be no charge to parents/guardians for these.
- ▶ The schoolbooks will be on LOAN to each student until the end of Junior Cycle.
- ▶ It is important that schoolbooks are kept in good condition so they can be reused.
- ▶ Books will be distributed to students before starting school at the end of August.
- ▶ Books will remain the property of the school.
- ▶ If books are lost or damaged beyond ordinary wear and tear, they will NOT be replaced by the school.

# Stationery

- ▶ Core classroom resources will also be provided.
- ▶ Each student will get a stationery pack.
- ▶ It is important to note that the stationery provided may not fully cover the total stationery and equipment requirements for each subject.
- ▶ Additional stationery for specific subjects may need to be purchased separately by parents/guardians.
- ▶ Used or lost stationery is to be replaced by parents/guardians.
- ▶ The budget is subject to change and so we cannot guarantee the same provision year on year.



**MTW** Assembly  
Statement Code no: 1

Student: Name Surname \_\_\_\_\_ Class: Class \_\_\_\_\_

At Junior Certificate level the student can:  
**Work with wood having practised the basic skills appropriate for assembling finished pieces of basic work**

Date Commenced: ○○○○○○ Date Awarded: ○○○○○○

**Learning Targets** - This has been demonstrated by your ability to:

- 1 Follow basic woodwork room rules
- 2 Understand the reasons for safety procedures
- 3 Understand and follow safety procedures
- 4 Measure and mark out the material, using the appropriate tools and measuring instruments
- 5 Design and cut out simple shapes
- 6 Display manual dexterity through assembly
- 7 Produce a simple piece of work
- 8 Use two mechanical joints to a basic woodworking problem
- 9 List the steps needed to make a simple object
- 10 Examine the finished item you have made and identify the improvements that could be made
- 11 Examine the finished item you have made and identify the improvements that could be made

Refer also to: English, Art, Maths, Materials Technology: Metal, Technical Graphics, Science

Work begun ○○○○ | Work in progress ○○○○ | Work completed ○○○○





# What is JCSP

- ▶ Junior Certificate Schools Programme (JCSP) is run in conjunction with the Junior Cycle.
- ▶ Builds basic skills of literacy and numeracy
- ▶ Improves personal and social skills
- ▶ Encourage learning
- ▶ Encourage attendance
- ▶ Create enthusiasm about school
- ▶ Helps students have a positive education experience




## Criteria for admission to JCSP

Based on;

- STEN scores from National School
- CAT 4 test results
- Recommended by teachers
- Social / emotional difficulties

# How does the JCSP work?

- ▶ Statements are used for Student Profiling - Teachers record learning targets students have reached
- ▶ Encourage students through initiatives
- ▶ Extra activities



**English** I can communicate as a reader  
Statement code no. EIC1

Student: Name Surname Class: Class

I can communicate as a reader

This has been demonstrated by your ability to:  I have begun  I am working on this  I can

1. Read a short text to my classmates with fluency and with meaning
2. Read two different kinds of texts with the same theme and note differences and similarities
3. Read a book from an appropriate level over a period of time and discuss using appropriate language
4. Read a short article/speech and extract main points/key ideas key sentences
5. State what plot and theme mean
6. Give the title of novel/play/poem with writer's name
7. Explain what character and setting mean
8. Describe the setting and character
9. Discuss what I learned about the main character
10. Study a text and answer comprehension questions
11. Summarise a chosen text
12. Read a poem with fluency and with meaning
13. Read a drama excerpt in a group
14. Extract examples of poetic techniques from a number of poems
15. Respond personally in writing to poetry/photograph
16. Explain the content and components of a website, blog and advertising campaign
17. Read and discuss my own and other students' work to help to make it better

Reflecting on my learning...

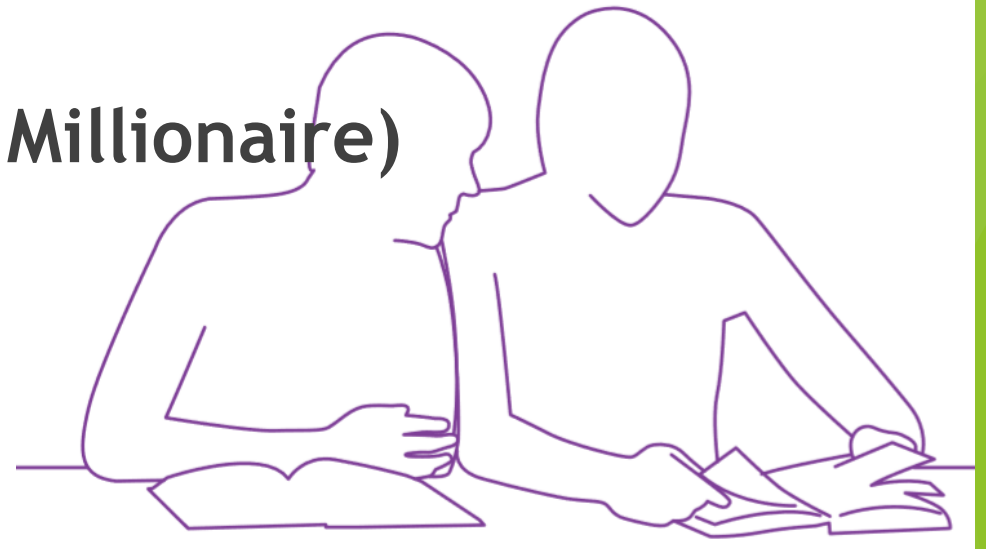
One thing I did well...

One thing that I might improve...

I really enjoyed  because...

# Initiatives:

- ▶ Different initiatives each year
- ▶ Subject Specific (Home Economics, Celebrity Chef, Field Trips)
- ▶ Literacy (Digital Portfolio)
- ▶ Reading (Who Wants to be a Word Millionaire)
- ▶ Numeracy
- ▶ STEM (Lego education)
- ▶ Digital Technology
- ▶ Wellbeing - Rewards (Bowling)



# On Completion

- ▶ Each Student will receive an additional Certificate at the end of Third Year along with their Junior Cert results
- ▶ Students receive a reference
- ▶ Celebration






# School Supports

# What Support looks like in our school

- ❖ Year Head
- ❖ Class teachers
- ❖ Deputy Principal
- ❖ Principal
- ❖ Chaplain
- ❖ 2 Career Guidance teachers
- ❖ BBBS
- ❖ Prefects



Anxiety

Friendship  
issues

Home  
issues

Illness  
Bereavement

Personal  
issues


Learning  
difficulties



- Support in school
- Counselling outside of school
- Youth Diversion Project
- Home tuition
- Meitheal of services
- Foroige Youth worker

# Support for Students with Additional Needs

- ❖ **SNA Support:** We have 7 full time SNA's in St. Louis to meet the care needs of our students with SNA access.
- ❖ **Extra class/additional teacher** at Junior Cycle for Core subjects Math and English: to allow students to learn at a pace that is suited to their needs.
- ❖ **Exempt Irish Classes:** Students who are exempt from the study of Irish are offered support in Literacy/numeracy ( 3 hours p/w) and in other subject areas depending on their needs during timetabled Irish.
- ❖ **Classroom support:** Differentiated work and incorporation of Reasonable Accommodations to allow students to access the mainstream curriculum and to scaffold their learning.
- ❖ **Cooperation teaching:** to help scaffold student's needs within their mainstream classes/subjects.



# What Support look like in our school

- q **JCSP-Junior Cert Schools Programme**-It is student centered Programme where all achievements are recognised and certified in each subject for the Junior Cycle.
- q **Withdrawing students**: to give intensive, targeted support over a period of time in a particular subject area with an SET.
- q **Additional supports**: are put in place in a variety of subject areas, including practical/project support to cater for the individual/emerging needs of the student.
- q **The Homework Club**: after school club aimed at supporting students with homework assignments.
- q **Catering for students with emerging needs**: as per The Continuum of Support, all students in St. Louis have access to support if/when they need it. This support can take several forms; it is student centred and based on their needs at the time of referral.



# Remember...

- ▶ It takes time for all 1st years to settle into secondary school. It's a big transition for everyone!
- ▶ My office is located on the 3rd floor. Room 3-313.

*[tracey.kenny@stlouiscs.com](mailto:tracey.kenny@stlouiscs.com)*



## Pastoral Care Supports

If your child requires emotional support in school, please contact any of the following;

Name	Role	Email Address
Ms. Walburg Ruane	Guidance Counsellor	Walburg.ruane@stlouiscs.com
Ms. Trish O'Brien	Chaplain	Trish.obrien@stlouiscs.com
Ms. Tracey Kenny	Guidance Counsellor	Tracey.kenny@stlouiscs.com
Mr. Fearghal O'Hara	Support Teacher	Fearghal.ohara@stlouiscs.com

## Student Supports outside of School

Venue	Service	Telephone Number
Mindspace	Mental Health Service	086 1844995 0949367001
Knock Counselling Centre	Counselling service for 12-18 year olds.	094 9375032
Family Centre, Castlebar	Counselling, Bereavement Support	094 9025900
Pieta House, Tuam	Suicide and Self-Harm Crisis Centre.	093 25586

## School Rules

- Protect everyone
- Policies - school website [www.stlouiscs.com](http://www.stlouiscs.com)
- Code of Behaviour
- Acceptable Usage Policy
- Mobile Phone Policy



## Mobile Phones

Must be turned off and out of sight at all times, otherwise they are confiscated until Friday after school.

Please see our mobile phone policy on the school website, for more details.

[www.stlouiscs.com](http://www.stlouiscs.com)

- Our School
- Policies.





## VSware

VSware is our school administration system.

1. Log onto [stlouiscs.vsware.ie](https://stlouiscs.vsware.ie) (Please ensure you use this exact address, No www. or http in front of [stlouiscs.vsware.ie](https://stlouiscs.vsware.ie))
2. Then click create / reset password
3. Type in the username you received in a text message from the school
4. And the last four digits of the mobile phone number you have registered with the school
5. Create a new password for yourself.

## How to set up your VSware account

1. Log in to VSware at the following address:  
<https://stlouiscs.vsware.ie/>
2. On the log-in screen click on “Create or reset your password”
3. Input your username and the last 4 digits of your mobile phone number.
4. Create a new password.
5. Log in again using your given username and new password.

The screenshot displays the VSware login interface. At the top, the VSware logo is visible. Below it, the text 'Welcome to VSware' is centered. The form includes a 'School' dropdown menu currently set to 'St Louis Community School'. There are two input fields: 'Username' with the placeholder 'Your username' and 'Password' with a masked password. A link labeled 'Create or reset your password' is located below the password field. A blue 'Login' button is positioned below the link. At the bottom, there is a link 'Don't have an account? Learn more' and social media icons for Twitter and LinkedIn. A red arrow points from step 2 of the instructions to the 'Create or reset your password' link, and a green arrow points from step 3 to the 'Username' field.



## The School App



The **St. Louis Community School App** is our primary means of communicating with parents, we don't send out any information by post. To download this app, please take the following steps;

- Go to the App store.
- Type St. Louis Community School into the search tab, our school crest will appear beside the school name.
- Click download, then click open.
- Read and accept the terms and conditions.
- Click I am a Parent / Guardian, then click Next.
- Enter the mobile phone number that is registered with the school.
- A one time code will be sent to you via text message.
- Enter the code, then enter your email address and create a password.
- Click register, Next and follow the instructions on the screen.

## Microsoft Office

All of our students will be set up with a Microsoft Office 365 account and they will have access to Word, Excel, PowerPoint, OneNote email and Teams.

Our ICT Acceptable Usage Policy is developed to guard the use of these facilities, it is available on the school website.

[www.stlouiscs.com](http://www.stlouiscs.com)

Our School  
Policies



## Medical Issues

If your son or daughter has any medical issues, please inform us immediately by telephoning 094 93 81228

A letter will be required from your doctor, detailing the medical condition and any prescribed medication.

A medical form will also have to be completed, via the school app.



## Procedures for Parent Teacher Meetings

- All Parent Teacher Meetings will take place in the new building, in the Louis Bautain hall and the classrooms upstairs.
- School will finish at the earlier time of 3.45pm on the afternoon of the Parent Teacher meetings. School buses will be notified of the early finishing time.
- The meetings will take place between 4.15pm and 6.45pm
- Please bring a biro and a list of your child's teachers with you.
- Please make every effort to attend your child's meeting.



## Contacting Teachers

All contact with our teaching staff must be by appointment only.

An appointment can be made by contacting the Administration Office on  
094 94 81228

## School Payments

All school payments can be made via the school app

- Open the school app.
- Go to the three lines at the top left-hand side of the screen.
- Scroll down to shop.
- The payment will appear here.
  
- Please ensure all payments are paid in full before school commences.

**€80.00 + €40.00 (BBBS) = €120.00**



## School Canteen

- The canteen is open at break time and lunch time every day.
- All the dinners cost €3.50 .....SUBSIDY
- Welcome to bring their own lunch

## School Contact Details

Telephone; 094 93 81228

### Email

- **Principal:** Ms. Regina Anderson [regina.anderson@stlouiscs.com](mailto:regina.anderson@stlouiscs.com)
- **Deputy Principal:** Ms. Marie Flanagan [marie.flanagan@stlouiscs.com](mailto:marie.flanagan@stlouiscs.com)
- **Deputy Principal:** Mr. Grahame Cleary [grahame.cleary@stlouiscs.com](mailto:grahame.cleary@stlouiscs.com)
  
- **Secretary:** Ms. Rena Conroy [rena.conroy@stlouiscs.com](mailto:rena.conroy@stlouiscs.com)
- **Secretary:** Ms. Imelda Reilly [imelda.reilly@stlouiscs.com](mailto:imelda.reilly@stlouiscs.com)

## Social Media

We have a Facebook, Twitter and Instagram page, please follow us on the various social media platforms to keep up to date with all the latest news.

Please find the links or handles below,

Facebook: St. Louis CS

Instagram: stlouiscs\_mayo

Twitter: StLouisCS\_Mayo

